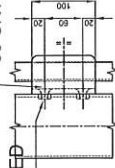


PLAN VIEW



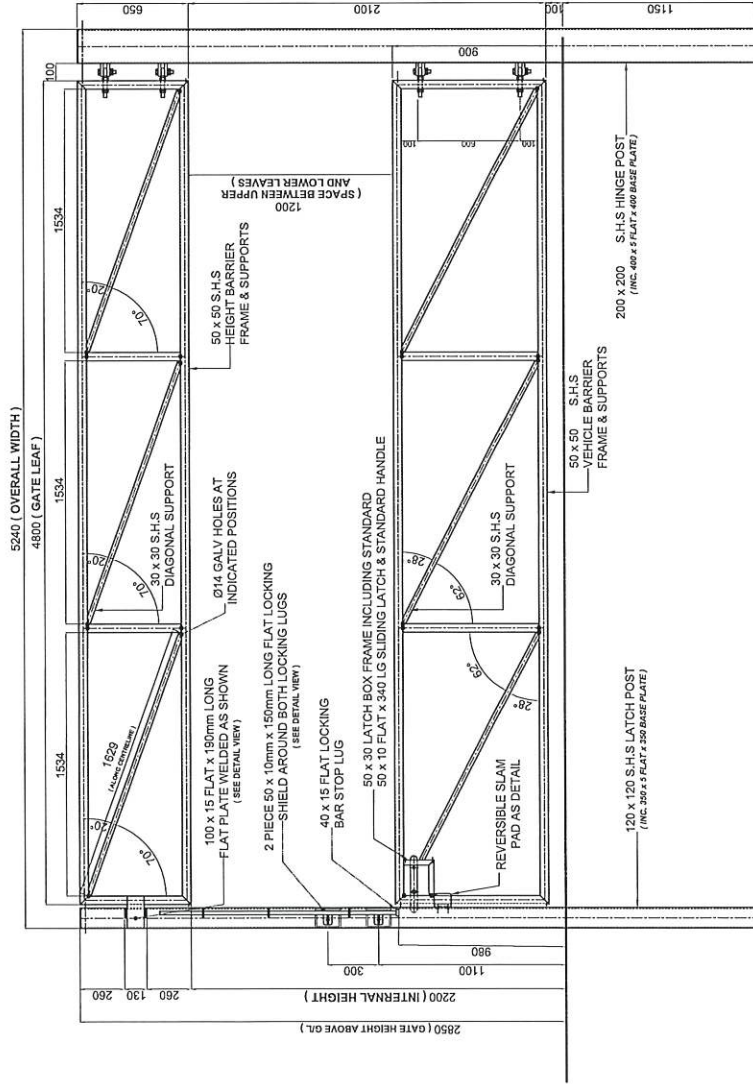
**REVERSIBLE SLAM PAD DETAIL
(SCALE 1:4)**

DRILL 2 No. Ø12 HOLES IN SLAM PAD & CSK Ø22 x 90° FOR M10 x 30 SKT CSK HD SET SCREWS



2 No. M10 FULL NUTS WELDED FLUSH WITH ITS FACE OF LATCH POST ON CTR LINE

FRONT ELEVATION



**LOCKING BAR & LOCKING LUG DETAILS
(SCALE 1:4)**

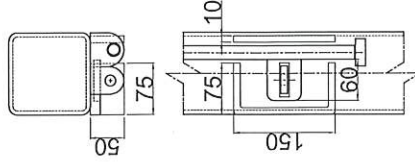


50 x 10 FLAT x 60mm LONG LOCKING LUG C/W 50 x 15 SLOT TO RECEIVE PADLOCK LUG

40 x 10 FLAT x 50mm LONG PADLOCK LUG C/W Ø16 HOLE TO RECEIVE PADLOCK

50 x 10 FLAT x 50mm LONG LOCKING BAR GUIDE LUG C/W Ø22 HOLE THRO' TO RECEIVE LOCKING BAR

**LOCKING SHIELD DETAIL VIEW
(PLAN & FRONT SCALE 1:4)**



ADDITIONAL LATCH POST REQUIRED

GATE AND POSTS TO BE POWDER COATED BLACK (RAL 9005) AS REQUESTED

REVISIONS	
REV	DESCRIPTION

DO NOT SCALE FROM THIS DRAWING
UNLESS STATED OTHERWISE ALL DIMENSIONS ARE IN MILLIMETRES & ALL TOLERANCES TO BE ±0.5mm
THE SUBMISSION ON LOAN OF THIS DRAWING TO OTHERS WITHOUT PERMISSION FROM FABRIKAT BE COPIED WITHOUT PERMISSION FROM FABRIKAT

TITLE:
2200MM HIGH X 5000MM WIDE (INTERNAL CLEARANCE)
HEIGHT RESTRICTION BARRIER C/W LOW LEVEL
VEHICLE BARRIER AND ADDITIONAL RETAINING POST

DRG No.: 41010-0
DRAWN BY: DAVID SAWICKI
SCALE: 1:25 @ A3
REF: GENERAL ARRANGEMENT
DATE: 15 OCTOBER 2018